Parallel Promenade

Parallel Motion: Hands-together playing with the notes moving in the SAME direction.

- Practice at slow, medium, and faster *tempi* (plural of tempo).





Contrary Cakewalk

Contrary Motion: Hands-together playing with the notes moving in OPPOSITE directions.

- Practice at slow, medium, and faster tempi.





Extra Practice: Repeat the exercises above with the R.H. playing 1 octave HIGHER.
Then repeat the exercises above with the L.H. playing 1 octave LOWER.

pianoadventures.com/adult

1. Use the example below to help you write the five notes of the **Bass C Pentascale**.
Remember, the stem on **Bass C** goes *up* and to the *right*.
The stems on **Bass D E F** and **G** go *down* and to the *left*. (See p. 62)



Ex. C ___ ___ ___ ___ ___ ___ ___ ___ ___ ___

2. Lightly shade the **Bass C space** for each staff below. Then, using quarter notes, draw the notes specified that are in the **Bass C Pentascale**. Add stems correctly on each note.

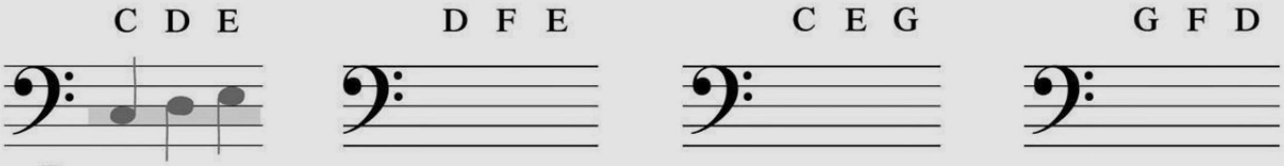

Ex.

3. Staccato Improvisation

- Ask a friend or your teacher to play the duet part below. First, listen and feel the beat.
- When you are ready, improvise a *staccato* melody using the **Bass C Pentascale** notes (C-D-E-F-G) *in any order*. End on Bass C for a final conclusion.

Teacher Duet: (Student improvises *using Bass C-D-E-F-G*)



EAR TRAINING

Close your eyes as your teacher (or a friend) plays each example below.
Write **S** for **staccato**, **L** for **legato**, or **SL** if you hear both.

1. _____ 2. _____ 3. _____ 4. _____
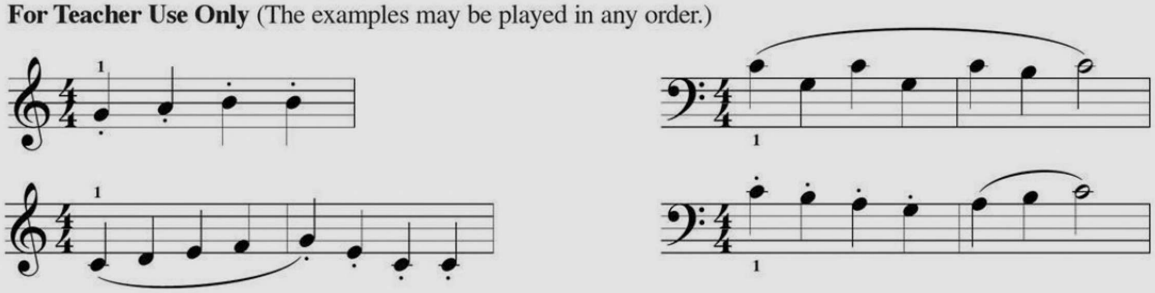
For Teacher Use Only (The examples may be played in any order.)